


For Measure of: WEIGHT, FORCE, PRESSURE, DISPLACEMENT, TORQUE



Risoluzione STANDARD
±20.000 div
STANDARD Resolution

ACCURATEZZA
≤ ±0.02%
ACCURACY

Stabilità a lungo termine
Long term high stability
15

CE RoHS

€ LOW COST

Alta Affidabilità
High Reliability

The new **MPO Plus** Professional Digital Panel Indicator is capable of receiving signals from strain gauge transducer, transmitter sensors with voltage or current output and potentiometers. It is particularly suitable for static and dynamic applications in industrial environments where it is necessary to measure WEIGHT, FORCE, PRESSURE, DISPLACEMENT and TORQUE.

The acquisition frequency can be set from 2.5 sampling per second to 1200 (1.2kHz).

The instrument works with a resolution of $\pm 20,000$ divisions and exceeds 0.02% accuracy thanks to a 24-bit internal Sigma Delta converter.

To suit every application, the instrument features **ZERO, PEAK, HOLD** functions, which can be activated via keyboard or remote control and 2 programmable setpoints with relay outputs and programmable hysteresis.

The input channel can be supplied in 4 different configurations:

- Version with input for **strain gauge transducer**, suitable for working with load cells, force transducers, pressure, displacement and torque with output $\pm 1\text{mV} / \text{V}$, $\pm 2\text{mV} / \text{V}$ or $\pm 3\text{mV} / \text{V}$ with 4 wire connection system. Possibility of connecting multiple transducers in parallel.
- Version with **voltage input**, suitable for working with pressure transmitters, torsionimeters ... with output $\pm 10\text{V}$ or $\pm 5\text{V}$.
- Version with **current input**, suitable for working with pressure transmitters, torsionimeters ... with output 4-20mA or 0-20mA and 2 or 3 wire connection.
- Version with **POTENZIOMETR** input, suitable for working with linear or displacement transducers.

The instrument is equipped with:

1 DIGITAL INPUT with programmable function.

2 SET POINT programmable in positive, negative, or absolute range.

2 RELAY OUTPUTS with exchange contact that can be used in conjunction with set points for simple automation or intervention logic.

As **OPTION**, the instrument can be equipped with:

- **ANALOG OUTPUT** programmable in voltage ($\pm 10\text{V}$, 0-10V, $\pm 5\text{V}$, 0-5V) and current (4-20mA) with refresh rate equal to the acquisition frequency of input channel conversion.

Other important features and functions are:

- **ZERO** function
- **ZERO BLOCK** function to prevent tampering by unauthorized persons.
- **HOLD, PEAK, FILTER, SAMPLING FREQUENCY, PROGRAMMABLE RESOLUTION.**

Calibration of the input channel can be performed both in the **POSITIVE FIELD** and in the **NEGATIVE FIELD** to correct the measurement in both directions of the sensor (traction and compression example) by:

- Calibration of the **Full Scale**: to program the full scale of the connected sensor.
- **Gain** Calibration: Real-time correction of the read error by a known measurement.

Typical applications:

Automatic weighing systems and small dosages.

Level control systems for tanks, silos and hoppers.

Integrated measuring systems on test and test benches.

Measuring systems integrated in automatic processes.

Industrial process control systems.

Automatic Testing and Quality Control Systems in Production Lines.



Testing of measurements on board material testing machines.

Measurement of springs, friction detection, tear forces, leak tests.

Tests on protection and safety devices.

BASE CONFIGURATION


INPUT	± 2 mV/V ± 10 V, ± 5 V 4-20 mA, 0-20 mA POTENTIOMETER
--------------	--

FUNCTION	POWER SUPPLY 24 Vdc	PEAK HOLD REGULATION: FILTER FREQUENCY ZERO DIGITAL CALIBRATION	2 Set point 2 programmable Relays  Can be used for: <ul style="list-style-type: none"> • ON / OFF motor • ON / OFF solenoid valve 	1 Programmable digital input  Used for: <ul style="list-style-type: none"> • Manual command (KEYBOARD) • PLC command
-----------------	--	--	--	--

OPTIONS

OPTIONS	ANALOG OUTPUT 
----------------	---

TECHNICAL DATA

ACCURACY	$\leq \pm 0,02 \%$
LINEARITY ERROR	$\leq \pm 0,02 \%$
INTERNAL DIVISION	24 bit
STRAIN GAUGE INPUT	$\pm 2 \text{ mV/V}$ (max $\pm 2,5 \text{ mV/V}$)
RESOLUTION	$\pm 20.000 \text{ div}$
POWER SUPPLY FOR TRANSDUCERS	5 Vdc
TYPE OF CONNECTION	4 wires
TRANSDUCER RESISTANCE	da 100Ω a 2000Ω
TRANSDUCER THAT CAN BE CONNECTED IN PARALLEL	4 of 350Ω or 8 of 700Ω
VOLTAGE INPUT AMPLIFIED TRANSDUCER	$\pm 10 \text{ V} / \pm 5 \text{ V}$
RESOLUTION	$\pm 20.000 \text{ div}$
POWER SUPPLY FOR TRANSDUCERS	24Vdc(*)
CURRENT INPUT AMPLIFIED TRANSDUCER	0-20 mA 4-20 mA
RESOLUTION	+20.000 div +20.000 div
POWER SUPPLY FOR TRANSDUCERS	24Vdc(*)
INPUT FOR POTENTIOMETERS	R min. $1 \text{ k}\Omega$
POWER SUPPLY	5 Vdc
7 SEGMENT DISPLAY COLOR	RED
NUMBER OF DIGIT	5
CHARACTER HEIGHT	14 mm
SENSOR CALIBRATION	POSITIVE AND NEGATIVE range
TYPE OF DIGITAL CALIBRATION	Full Scale
ZERO FUNCTION	100% (allowed on all measurement range)
ZERO LOCK FUNCTION (LOC) 	YES
PEAK FUNCTION	POSITIVE AND NEGATIVE
PROGRAMMABLE RESOLUTION	1 ... 100
PROGRAMMABLE DIGITAL FILTER	0 ... 5
POINT POSITION PROGRAMMABLE	0 ... 5
PROGRAMMABLE ACQUISITION FREQUENCY	From 2,5 to 1200 samples for second
PROGRAMMABLE SET POINT	2
PROGRAMMABLE HYSTERESIS	2
DIGITAL INPUT with programmable function	1
RELAYS OUTPUT with exchange contacts	2
MAX VOLTAGE TO THE CONTACTS	24 Vdc
MAX CURRENT	500 mA
MAX POWER	12 W
NOMINAL TEMPERATURE RANGE	0... +50 °C
MAX TEMPERATURE RANGE	0... +50 °C
STORAGE TEMPERATURE RANGE	-20... +70 °C
EFFECTS ON A 10°C TEMP. VARIATION on zero	$\leq \pm 0,005 \%$
EFFECTS ON A 10°C TEMP. VARIATION on full scale	$\leq \pm 0,005 \%$
EXTERNAL POWER SUPPLY	24Vdc (min.15Vdc max.30Vdc)
MAX CURRENT	200 mA
EXTERNAL PROTECTION FUSE	250 mA / 250 V
MAX POWER	5W a 24Vdc
PANEL CONTAINER	DIN 43700
CONTAINER MATERIAL	NORYL UL94 V-0
MATERIAL FRONT AND REAR PANEL	UL94 V-2
PROTECTION CLASS (EN 60529)	IP40 (only front panel)
ENVIRONMENTAL POLLUTION GRADE	1
DIMENSIONS (A x L x P) mm	48 x 96 x 103mm
HOLE GAUGE (A x L) mm	44,5 x 91,5 mm
WEIGHT	~ 0,5 kg

(*) The power supply supplied to the transducers is that present at the power connector of the MP0Plus instrument.

OPTIONS

STRAIN GAUGE INPUT	$\pm 1 \text{ mV/V}$ (max $\pm 1,5 \text{ mV/V}$)
STRAIN GAUGE INPUT	$\pm 3 \text{ mV/V}$ (max $\pm 3,5 \text{ mV/V}$)
ANALOG OUTPUT	
Current (RLmax: 330 Ohm)	4-20 mA
Voltage (max 20mA – RL min: 1kΩ)	0-5 V, 0-10 V, $\pm 10 \text{ V}$, $\pm 5 \text{ V}$
Update rate	700 per sec.
Bandwidth	100 Hz

INCLUDED ACCESSORIES




Brackets for fastening

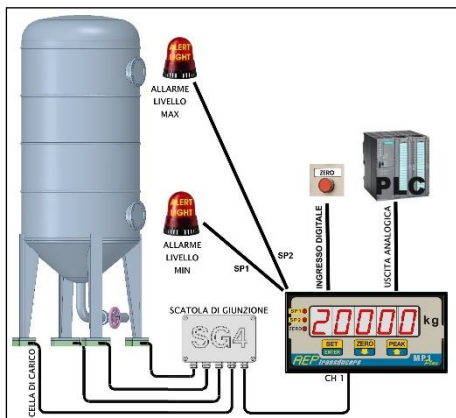


English-Italian Manual

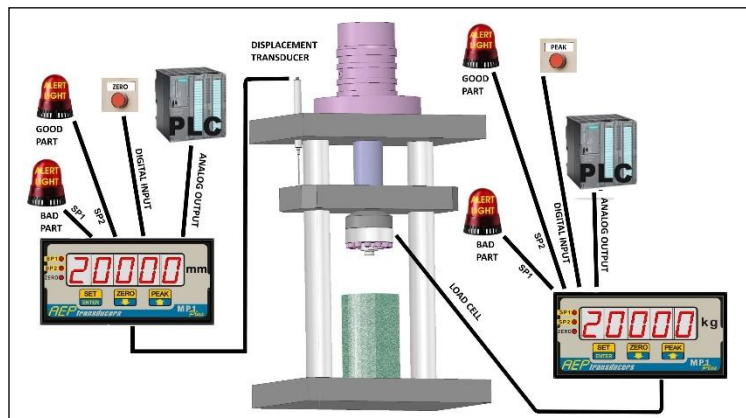
Electrical connections



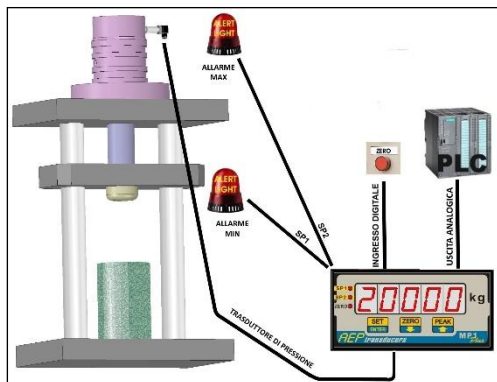
Typical Applications



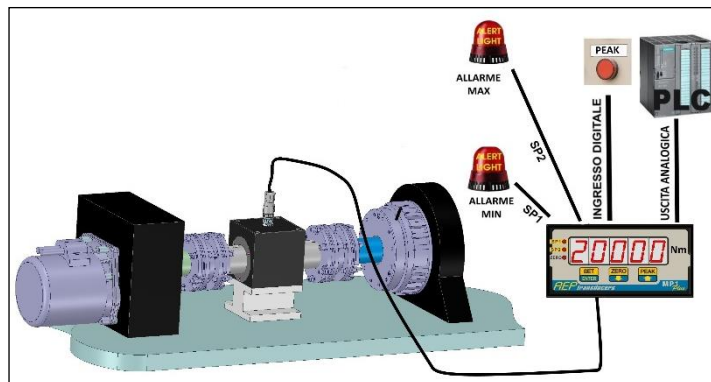
WEIGHT system of a silos.



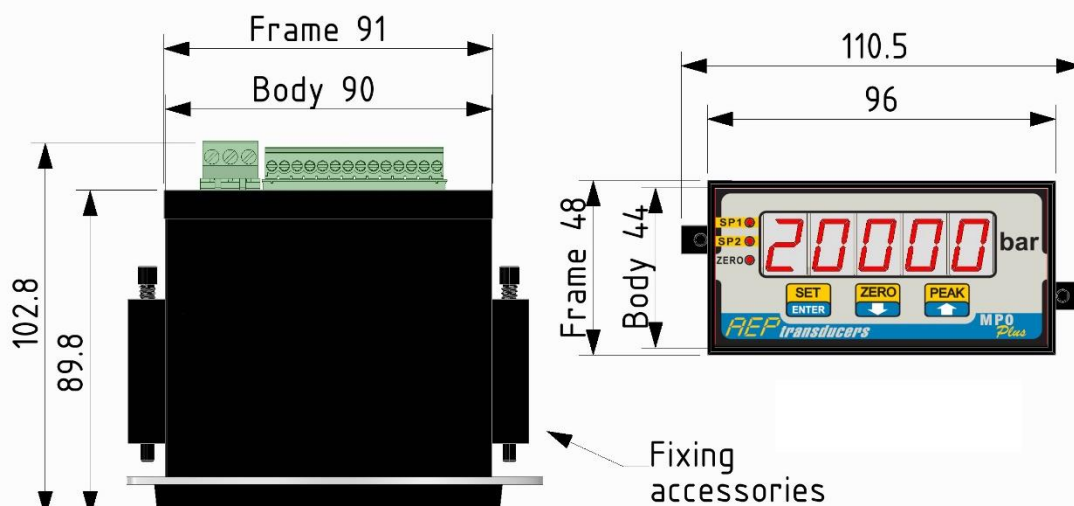
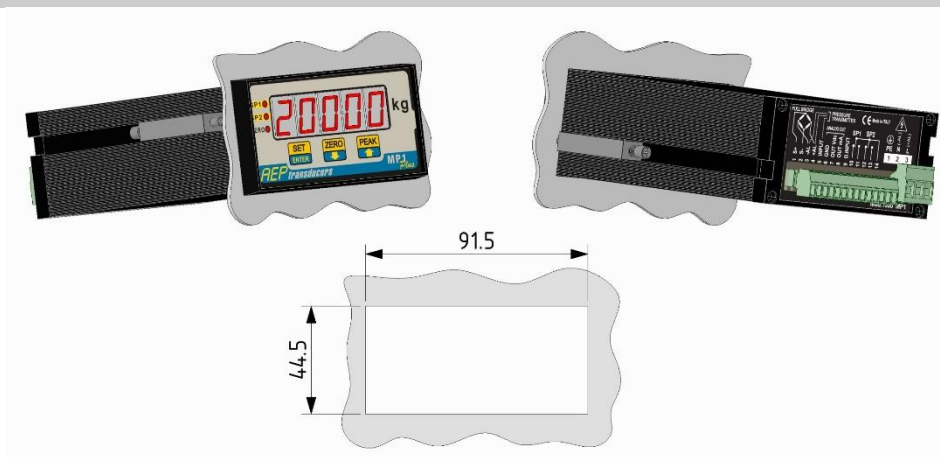
Pressure measuring system with FORCE control and DISPLACEMENT.



Measuring system on hydraulic or pneumatic press. With direct PRESSURE control.



Measuring system on brake test bench with TORQUE control.

Dimensions (mm)**BUILT-IN APPLICATIONS****PURCHASE CODES**

ANALOG OUTPUT	EMP0D24
	UA



ALWAYS SPECIFY the input channel and the unit of measure required.

After the sale the input type and the unit of measure **cannot be modified by the customer.**

Strain Gauge Input:

1mV/V - 2mV/V - 3mV/V

Amplified Input:

±10V - ±5V - 0-20mA - 4-20mA - Potentiometer

Example:

EMP0D24UA: MPOPlus power supply 24 Vdc + Analog output - Configuration: **2mV/V - 500.0 kg**

EMP0D24: MPOPlus power supply 24 Vdc - Configuration: **2mV/V - 500.0 kg**

AEP transducers

Measurements of WEIGHT, FORCE, PRESSURE and TORQUE since 1974

41126 Cognento (MODENA) Italy Via Bottego 33/A Tel: +39-(0)59-346441

Dasa-Rägiſter
EN ISO 9001:2015
IQ-1100-01

ACCREDITED
ISO 17025
LABORATORY

ATEX

Production Quality
Assurance Notification
TÜV CY 17 ATEX 0205891 Q

E-mail: aep@aep.it www.aep.it

In order to improve the technical performances of the product, the company reserves the right to make any change without notice.